

DrillSaw Power™ System

Blade Reference Chart

Large Bone Blades

Design











- Chemically etched surface reduces friction in cutting guides
- Reliefs in tooth form help channel debris from surgical site
- Special recess helps prevent teeth from clogging
- Coined edge reduces burring and galling of cutting guide

Performance and Precision

- Aggressive ground tooth form for quick cuts
- No offset tooth form yields better fit in cutting guides and enhances precision
- Tight tolerances make for accurate cuts












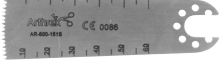
With AR-600SAG Attachment

Blade	Product Description	Length × Width × Thickness	Pass/Fail
	600 Sagittal Saw Blade	90 × 13 × 1.0 mm	AR-600-000S
	600 Sagittal Saw Blade	90 × 13 × 1.27 mm	AR-600-001S
	600 Sagittal Saw Blade EZ-90	90 (86) × 19 × 1.27 mm	AR-600-002S
	600 Sagittal Saw Blade	90 × 25.4 × 1.0 mm	AR-600-003S
	600 Sagittal Saw Blade	90 × 25.4 × 1.19 mm	AR-600-004S
	600 Sagittal Saw Blade	90 × 25.4 × 1.27 mm	AR-600-005S
	600 Sagittal Saw Blade	90 × 25.4 × 1.47 mm	AR-600-006S
	600 Sagittal Saw Blade	90 × 13 × 1.19 mm	AR-600-007S
	600 Sagittal Saw Blade	90 × 19 × 1.0 mm	AR-600-010S
	600 Sagittal Saw Blade	90 × 19 × 1.37 mm	AR-600-011S





With AR-600SAG Attachment

Blade	Product Description	Length × Width × Thickness	Pass/Fail
	600 Sagittal Saw Blade	105 × 19 × 1.27 mm	AR-600-012S
	600 Sagittal Saw Blade	90 × 13 × 1.37 mm	AR-600-013S
	600 Sagittal Saw Blade	65 × 46 × 0.6 mm	AR-600-050S
	600 Sagittal Saw Blade	65 × 27 × 0.8 mm	AR-600-051S
	600 Sagittal Saw Blade	65 × 18 × 0.8 mm	AR-600-052S
	600 Sagittal Saw Blade	45 × 9 × 0.6 mm	AR-600-053S
	600 Sagittal Saw Blade	27 × 65 × 1.2 mm	AR-600-060S
	600 Sagittal Saw Blade	90 × 13 × 1.27 mm	AR-600-101S
	600 Sagittal Saw Blade	90 × 25.4 × .90 mm	AR-600-103S
	600 Sagittal Saw Blade	90 × 25.4 × 1.19 mm	AR-600-104S
	600 Sagittal Saw Blade	90 × 25.4 × 1.27 mm	AR-600-105S
	600 Sagittal Saw Blade	90 × 25.4 × 1.47 mm	AR-600-106S
	600 Sagittal Saw Blade	45 × 8.5 × .38 mm	AR-600-107S
	600 Sagittal Saw Blade	90 × 19 × 1.0 mm	AR-600-110S
	600 Sagittal Saw Blade	90 × 19 × 1.37 mm	AR-600-111S
	600 Sagittal Saw Blade, Wide Flare	65 × 48 × .90 mm	AR-600-150S
	600 Sagittal Saw Blade, Offset Teeth	65 × 27 × 0.8 mm	AR-600-151S





With AR-600SAGMIS Attachment

Blade	Product Description	Length × Width × Thickness	Pass/Fail
	600 Sagittal SpeedCut™ Blade	90 × 13 × 1.0 mm	AR-600-300S
	600 Sagittal SpeedCut Blade	90 × 13 × 1.27 mm	AR-600-301S
	600 Sagittal SpeedCut Blade	90 (86) × 19 × 1.27 mm	AR-600-302S
	600 Sagittal SpeedCut Blade	90 × 25.4 × 1.0 mm	AR-600-303S
	600 Sagittal SpeedCut Blade	90 × 25.4 × 1.19 mm	AR-600-304S
	600 Sagittal SpeedCut Blade	90 × 25.4 × 1.27 mm	AR-600-305S
	600 Sagittal SpeedCut Blade	90 × 25.4 × 1.47 mm	AR-600-306S
	600 Sagittal SpeedCut Blade	90 × 13 × 1.19 mm	AR-600-307S
	600 Sagittal SpeedCut Blade	90 × 19 × 1.0 mm	AR-600-310S
	600 Sagittal SpeedCut Blade	90 × 19 × 1.37 mm	AR-600-311S
	600 Sagittal SpeedCut Blade	105 × 19 × 1.27 mm	AR-600-312S
	600 Sagittal Saw Blade MIS STR	90 × 13 × 1.37 mm	AR-600-313S
	600 Sagittal Saw Blade MIS	65 × 46 × 0.6 mm	AR-600-350S
	600 Sagittal Saw Blade	65 × 27 × 0.8 mm	AR-600-351S
	600 Sagittal Saw Blade	65 × 18 × 0.8 mm	AR-600-352S
	600 Sagittal Saw Blade, Wide Flare	45 × 9 × 0.6 mm	AR-600-353S



Small Bone Blades






Used With AR-300SAG, AR-400SAG and/or AR-600SAG

Blade	Product Description	Length × Width × Thickness	Pass/Fail
	300 Sagittal Saw Blade	40 × 14 × 0.6 mm	AR-300-040S
	300 Sagittal Saw Blade	40 × 9.5 × 0.6 mm	AR-300-041S
	300 Sagittal Saw Blade EZ-90	25 × 9.4 × 0.7 mm	AR-300-042S
	300 Sagittal Saw Blade	25 × 9.4 × 0.6 mm	AR-300-043S
	300 Sagittal Saw Blade	25 × 5.5 × 0.6 mm	AR-300-044S
	300 Sagittal Saw Blade	16 × 5.5 × 0.6 mm	AR-300-045S
	300 Sagittal Saw Blade With Stop	17 × 9.4 × 0.55 mm	AR-300-406S
	300 Sagittal Saw Blade	18.5 × 10 × 0.55 mm	AR-300-407S
	300 Sagittal Saw Blade, Angled	19 × 10 × 0.60 mm	AR-300-450S

Reciprocating - Small Bone Blades









Used With AR-300SR

Blade	Product Description	Length × Width × Thickness	Pass/Fail
	300 Reciprocating Saw Blade	15 × 6 × 0.60 mm	AR-300-050S
	300 Reciprocating Saw Blade	25 × 6 × 0.60 mm	AR-300-051S
	300 Reciprocating Saw Blade	40 × 6.0 × 0.60 mm	AR-300-052S

Reciprocating - Large Bone Blades



Used With AR-600SR

Blade	Product Description	Length × Width × Thickness	Pass/Fail
	600 Reciprocating Saw Blade	88 × 13.4 × 1 mm	AR-600-020S
	600 Reciprocating Saw Blade	52.8 × 10 × 1 mm	AR-600-021S
	600 Reciprocating Saw Blade	73.5 × 13.5 × 1 mm	AR-600-022S
	600 Reciprocating Saw Blade	32.8 × 9.5 × 1.1 mm	AR-600-025S
	600 Reciprocating Saw Blade	73.5 × 12.7 × 1.27 mm	AR-600-026S
	600 Reciprocating Saw Blade, Double Row	15 × 4.2 × 13 mm	AR-600-250S